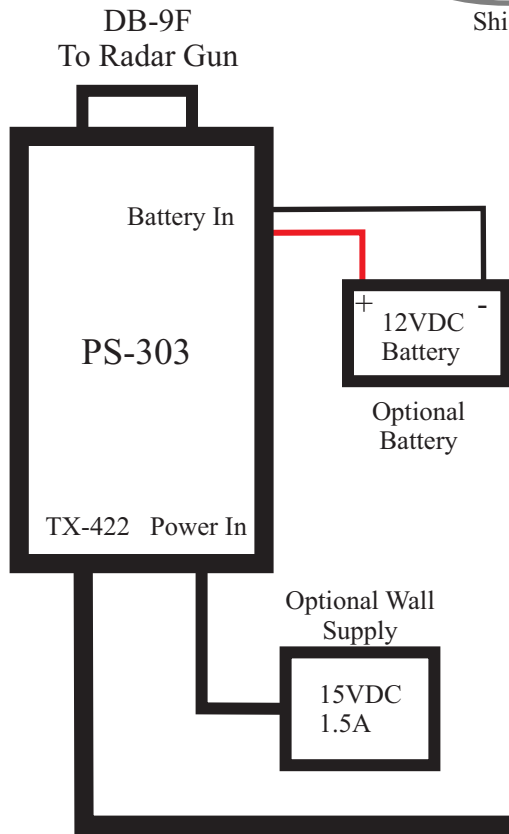
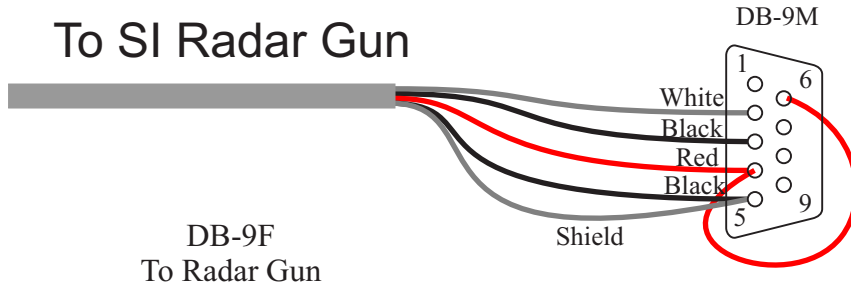


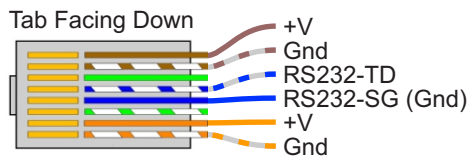
# SI Radar Gun to CAT-5 cable Using PS-303 Interface Male on gun, Cat-5 on display



Charger DB-9	DB-9M	SI Gun DB-9
1 -	1 -	1 -
2 - Data To Gun	2 - RD	2 - Pair 1 - White
3 - Data From Gun	3 - TD	3 - Pair 1 - Black
4 - 10-13VDC Power	4 - DTR	4 - Pair 2 - Red
5 - Ground	5 - SG	5 - pair 2 - Black and Shield
6 - Power Enable		



Connect Cat5 to RX422  
input on display



If PS-303 has the Wireless Option and the Display has it too, you can eliminate the Cat5 wire and power the Radar Gun off a Wall Supply or External 12VDC Battery. Otherwise the PS-303 will get power from the batteries in the display through the Cat5 cable.